

Expanding the Photoresponse Range of TiO₂ Nano by CdS/CdSe/ZnS Quantum Dots Co-Modification

T. T. Ha, N. T. Nguyen

Faculty of Physics, DongThap University, Dong Thap Province, Vietnam

ABSTRACT

In this work, the CdS and CdSe QDs modification expands the photoresponse range of TiO₂ nanoparticles from ultraviolet region to visible range. It is demonstrated that sequentially assembled CdS and CdSe QDs significantly improved the light harvesting ability and photocurrent efficiency, and a high incident photon to current conversion efficiency of 1.52 % was obtained. Further coating the TiO₂/CdS/CdSe electrodes with a barrier layer of ZnS QDs increases the efficiency to 264 %.

Keywords: CdS, CdSe, Quantum Dots.

I. INTRODUCTION

Recently, the scientists in the world have interested in the quantum dots solar cells (QDSSCs) based on the TiO₂ substrate. The QDSSCs based on the QDs have more advantages than the Dye sensitized solar cells (DSSCs) based on the molecules for some reasons: (1) the molecules only absorb the light in visible, (2) and are unstable in the air environmental. Beside the disadvantages of the molecules, the QDs has some advantages such as quantum confinement effect, the higher coefficients than the dyes, the generation of multiple electron – hole pairs by a single incident photon [1-2]. Moreover, the tunable adsorption band of the QDs can be perform by the changed their size for the light harvesters in QDSSCs [3].

For those reasons, the QDSSCs were promised to become the candidate for the high efficiency. Firstly, Vogel and colleagues prepared the QDSSCs based on CdS QDs and obtained the low efficiency [4]. In 2008, many scientists only studied the single QDs as CdS, CdSe, PbS... for the application in the QDSSCs. Therefore, the results obtained the low efficiency. For the next years, the series articles focus on the improving efficiency of the QDSSCs with the subject such as: to improve the adsorption of the photoanodes [5], [6]; to use the different methods such as chemical bath deposition (CBD), successive ionic layer adsorption and

reaction (SILAR)... [7]; to apply the core – shell QDs to reduce the surface states in the QDs [8]. However, the efficiency of the QDSSCs was still lower than the efficiency of the DSSCs at the present due to the high surface states at the TiO₂/QDs contact and the large diffusion resistance in the TiO₂ film.

In this work, the CdS and CdSe QDs modification expands the photoresponse range of TiO₂ nanoparticles from ultraviolet region to visible range. It is demonstrated that sequentially assembled CdS and CdSe QDs significantly improved the light harvesting ability and photocurrent efficiency, and a high incident photon to current conversion efficiency of 1.52 % was obtained. Further coating the TiO₂/CdS/CdSe electrodes with a barrier layer of ZnS QDs increases the efficiency to 264 %.

II. METHODS AND MATERIAL

EXPERIMENT

The TiO₂ films were prepared by silk-screen printing, and were then annealed at the different temperatures. Photoanodes were synthesized using the SILAR and colloidal synthesis methods. Firstly, the TiO₂ film was dipped in 0.5 M Cd²⁺-ethanol solution for 1 minute and rinsed with ethanol. Then, the film was dipped for 1 minute in 0.5 M S²⁻-methanol solution and rinsed with

methanol after being dried in air (a SILAR cycle). Secondly, the TiO₂/CdS assembly was immersed in CdSe solution (size ~3 nm) for 20 hours before being dried at room temperature. For the ZnS passivation layers, TiO₂/CdS/CdSe photoanodes were dipped into 0.1 M Zn²⁺ and 0.1 M S²⁻-solutions for 1 minute and rinsed with pure water between the two dips (a total of two cycles). Finally, the films were annealed in a vacuum environment at 300°C to prevent oxidation.

Characterization

The absorption properties of the samples were investigated using a diffuse reflectance UV–vis spectrometer (JASCO V-670). The structural photoanodes were investigated to the Raman spectra. Photocurrent – voltage measurements were performed on a Keithley 2400 source meter using a simulated AM 1.5 sunlight with an output power of 100 mW/cm² produced by a solar simulator (Solarena, Sweden).

III. RESULT AND DISCUSSION

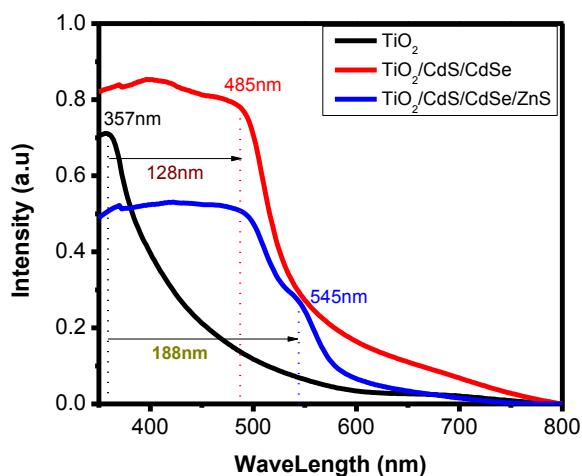


Figure 1. The UV-Vis of the different photoanodes

The optical properties of the three electrodes are studied by their UV–vis absorption spectra. The absorption edge, obtained from the intersection of the sharply decreasing region of a spectrum with its baseline, of the as prepared TiO₂ films extended to around 380 nm (Figure 1), corresponding to a band gap of 3.2 eV of anatase TiO₂. The absorption edges locate at 485 nm for the TiO₂/CdS/CdSe, and 545 nm for the TiO₂/CdS/CdSe/ZnS electrodes. These band gaps are wider than the values reported for bulk CdS and CdSe (2.2 and 1.7 eV,

respectively), which could be attributed to the quantum confinement effect of the QDs. The enhanced absorption is likely indicating that the TiO₂/CdS/CdSe/ZnS have complementary and enhancement effects due to the wider absorption of CdSe and the good charge transport mobility of CdS. After coating a layer of ZnS shell, the absorption is sharply increased and a red shift of the absorption edge is observed, which is similar to the previous observation on the CdSe/ZnS core-shell structure.

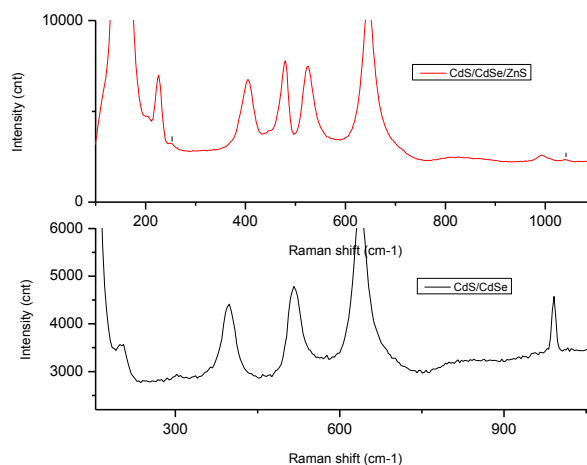


Figure 2. The Raman of the different photoanodes.

The Raman of the photoanodes have been investigated by us to determine the structural materials. From the Raman (Figure 2), we noted that the TiO₂ structure is Anatase correspond to the E_g mode at 134 cm⁻¹. In addition, we also noted the three 201, 395 và 515 cm⁻¹ modes correspond to the CdS, CdSe cubic. The results show that CdS, CdSe QDs deposited on the TiO₂ substrate.

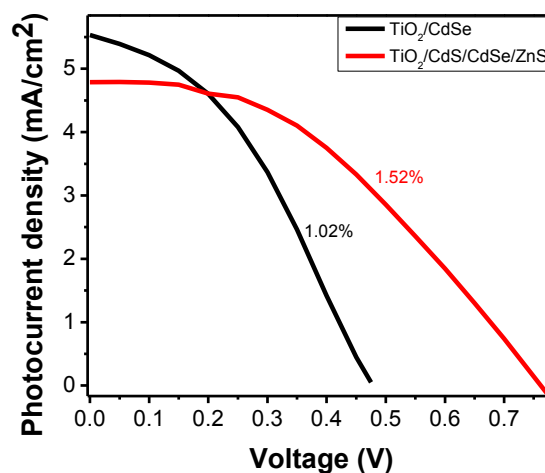


Figure 3. The I-V curves of the QDSSCs.

Table 1. The parameters of the QDSSCs obtained to the I-V curves

Solar Cells	J_{sc} (mA/cm ²)	V_{oc} (V)	Efficiency η (%)
TiO ₂ /CdS/CdSe	5.5	0.5	1.02
TiO ₂ /CdS/CdSe/ZnS	4.78	0.77	1.52

For determined the effect of the ZnS passivation on the performance efficiency, we investigated to the I-V curves of the QDSSCs based on the different photoanodes. The Figure 3(b) shows the I-V curves of the QDSSCs with the different photoanodes. The QDSSCs based on the TiO₂/CdS/CdSe/ZnS photoanode were determined to open circuit (V_{oc}) of 0.77 V, short current (J_{sc}) of 4.78 mA/cm², fill factor of 0.41 and efficiency (η) of 1.52 %. The result agree well with the UV-Viss. The obtained performance efficiency were low when the QDSSCs based on the photoanodes without ZnS passivation layers. To explain for the reason, we noted that the QDs with ZnS passivation reduced the recombination processes at the QDs surfaces.

IV. CONCLUSION

The QDSSCs based on the TiO₂/CdS/CdSe/ZnS photoanodes have successfully prepared. It is demonstrated that sequentially assembled CdS and CdSe QDs significantly improved the light harvesting ability and photocurrent efficiency, and a high incident photon to current conversion efficiency of 1.52 % was obtained.

V. ACKNOWLEDGMENTS

The author would like to thank Ho Chi Minh city of Science and Dong Thap university, Vietnam.

VI. REFERENCES

- [1] Nozik, A, J (2005), Exciton Multiplication and Relaxation Dynamics in Quantum Dots: Applications to Ultrahigh-Efficiency Solar Photon Conversion. *Inorg. Chem.* 44, 6893-6899.
- [2] Wu. Jiang, Wang. Zhiming M. (2014), *Quantum Dot Solar Cells*. Springer-Verlag New York, Volume 15.
- [3] Guyot-Sionnest, P (2008), *Colloidal Quantum Dots*. *C. R. Physique.* 9, 77-787.
- [4] Vogel R, Pohl K, Weller H. (1990), Sensitization of highly porous polycrystalline TiO₂ electrodes by quantum sized CdS, *Chem Phys Lett*,174,241-6.
- [5] Lee Y. L, Lo Y. S. (2009), Highly efficient quantum-dot-sensitized solar cell based on co-sensitization of CdS/CdSe, *Advanced Functional Materials*, 19, 604–609.
- [6] Zhang Q, Zhang Y, Huang S, Huang X, Luo Y, Meng Q, Li D. (2010), Application of carbon counterelectrode on CdS quantum dot-sensitized solar cells (QDSSCs), *Electrochemistry Communications*,12, 327–30.
- [7] Chen J, Zhao DW, Song JL, Sun XW, Deng WQ, Liu XW, Lei W. (2009), Directly assembled CdSe quantum dots on TiO₂ in aqueous solution by adjusting pH value for quantum dot sensitized solar cells, *Electrochemistry Communications*, 11, 2265–7.
- [8] Yu X-Y, Lei B-X, Kuang D-B, Su C-Y. (2012), High performance and reduced charge recombination of CdSe/CdS quantum dot-sensitized solar cells, *J Mater Chem*, 22, 12058–63.F. Damerau, A technique for computer detection and correction of spelling errors. *Communications of the ACM*, 1964, Vol. 7, Issue 3, pp. 659-664.