© 2018 IJSRST | Volume 4 | Issue 7 | Print ISSN: 2395-6011 | Online ISSN: 2395-602X
Themed Section: Science and Technology

Image Compression Using Contourlet Wavelet Transform (CWT)

Mule AbhiRoop[1], Dr. I. Kullayamma[2]
[1]M.Tech Student, Department of ECE, Svuce,Tirupati, Andhra Pradesh, India
[2]Assistant Professor, Department of ECE,Svuce, Tirupati, Andhra Pradesh, India

ABSTRACT

Singular Value Decomposition (SVD) deals withthe decomposition of general matrices which has proven to beuseful for numerous applications in science and engineeringdisciplines recently different techniques are used for compressing the images. Singular value decomposition is also recently used technique. In this paper we propose a method based on contourlet wavelet transform (CWT) and also the compression ratio also evaluated. Compared to SVD, H264, the contourlettransform provides accurate and effective results .The experimental results gives better performance and the method gives valid and accurate results .The implementation tool for the tests andexperiments is MATLAB.

Keywords : Singular Value Decomposition, contourlet wavelet transform , Lossy Compression, Lossless Compression, AVCHD, HDTV

I. INTRODUCTION

Information Pressure Is Characterized As The Way Toward Encoding Information Utilizing A Portrayal That Lessens The General Size Of Information. This Lessening Is Conceivable When The First Dataset Contains Some Sort Of Excess. Advanced Picture Pressure Is A Field That Reviews Strategies For Diminishing The Aggregate Number Of Bits Required To Speak To A Picture. This Can Be Accomplished By Disposing Of Different Sorts Of Repetition That Exist In The Pixel Esteems. By And Large, Three Fundamental Redundancies Exist In Computerized Pictures That Take After:

Amid The Previous Two Decades, Different Pressure Techniques Have Been Created To Address Major Challenges Looked By Computerized Imaging.These Pressure Strategies 5 Can Be Ordered Extensively Into Lossy Or Lossless Pressure. Lossy Pressure Can Accomplish A High Pressure Proportion, 50:1 Or Higher, Since It Permits Some Satisfactory Debasement. However It Can't Totally Recuperate The First Information. Then Again, Lossless Pressure Can Totally Recoup The First Information However This Lessens The Pressure Proportion To Around 2:1. In Restorative Applications, Lossless Pressure Has Been A Prerequisite Since It Encourages Exact Determination Because Of No Corruption On The First Picture. Besides, There Exist A Few Legitimate And Administrative Issues That Support Lossless Pressure In Restorative Applications.

The Significant Strides Of Information Pressure Are Given Below.They Are As Per The Following. The Readiness Venture (Here Picture Planning) Produces A Fitting Computerized Portrayal Of The Data In The Medium Being Compacted. For Instance, A Photo May Be Isolated Into Pieces Of 8×8 Pixels With A Settled Number Of Bits Per Pixel. The Preparing Advance (Here Picture Handling) Is The Initial Step That Makes Utilization Of The Different Pressure Calculations. For Instance, A Change From The Time Space To The Recurrence Area Can Be Performed Utilizing The Discrete Cosine Transform (DCT). On Account Of Interframe Coding, Movement Vectors Can Be Resolved Here For Each 8×8 Pixel Piece.

Quantization Happens After The Scientifically Correct Picture Handling Step. Qualities Decided In The Past Advance Can't And Ought Not Be Handled With Data Compression Full Precision; Rather They Are Quantized By A Particular Determination And Trademark Bend. This Can Likewise Be Viewed As Comparable To The μ-Law And Alaw, Which Are Utilized For Sound Information. In The Changed Space, The Outcomes Can Be Dealt With Diversely Relying Upon Their Significance (E.G., Quantized With Various Quantities Of Bits). Entropy Coding Begins With A Successive Information Stream Of Individual Bits And Bytes. Diverse Systems Can Be Utilized Here To Play Out A Last, Lossless Pressure. For Instance, As Often As Possible Happening Long Successions Of Zeroes Can Be Compacted By Indicating The Quantity Of Events Took After By The Zero Itself. Picture Handling And Quantization Can Be Rehashed Iteratively, For Example, On Account Of Adaptive Differential Pulse Code Modulation (ADPCM). There Can Either Be "Input" (As Happens Amid Delta Balance), Or Numerous Strategies Can Be Connected To The Information In A Steady Progression (Like Interframe And Intraframe Coding On Account Of MPEG). After These Four Pressure Steps, The Computerized Information Are Set In An Information Stream Having A Characterized Arrange, Which May Likewise Incorporate The Picture Beginning Stage And Sort Of Pressure. A Mistake Adjustment Code Can Likewise Be Included Now.

II. RELATED WORK

H.264

Lossy Compression

Digital Pictures Are Normally Encoded By Lossy Pressure Techniques Because Of Their Vast Memory Or Transfer Speed Necessities. The Lossy Pressure Strategies Accomplish High Pressure Proportion At The Cost Of Picture Quality Debasement. In Any Case, There Are Numerous Situations Where The Loss Of Data Or Antiques Because Of Pressure Should Be Evaded, For Example, Restorative, Prepress, Scientific And Aesthetic Pictures. As Cameras And Show Frameworks Are Going High Caliber And As The Cost Of Memory Is Lowered,We May Likewise Wish To Keep Our Valuable And Imaginative Photographs Free From Pressure Relics.

In Lossy Pressure Is The Class Of Information Encoding Strategies That Utilizations Estimated Approximations And Halfway Information Disposing Of To Speak To The Substance. These Strategies Are Utilized To Decrease Information Measure For Capacity, Taking Care Of, And Transmitting Content. Lossless And Lossy Pressure Are Terms That Portray Whether Or Not, In The Pressure Of A Record, Every Unique Datum Can Be Recouped When The Document Is Uncompressed. With Lossless Pressure, Each And Every Piece Of Information That Was Initially In The Document Stays After The Record Is Uncompressed.

So In The Event That You Are Hoping To Hold The Nature Of Your Pictures, Lossless Pressure Is The Approach. No Misfortunes Of Value, Slight Abatements In Picture Document Sizes Are Utilized. Bigger Records Than If You Somehow Managed To Utilize Lossy Compression.Hence Efficient Lossless Pressure Will Turn Out To Be Increasingly Essential, In Spite Of The Fact That The Lossy Compacted Pictures Are Typically Attractive As A Rule.

Lossless Compression

A Lossless Pressure Calculation Disposes Of No Data. It Searches For More Productive Approaches To Speak To A Picture, While Making No Bargains In Exactness. Conversely, Lossy Calculations Acknowledge Some Debasement In The Picture To Accomplish Littler Document Size.A Lossless Calculation May, For Instance, Search For A Repeating Design In The Record, And Supplant Every Event With A Short Shortened Form, In This Way Cutting The Record Estimate. Interestingly, A Lossy Calculation May Store Shading Data At A Lower Determination Than The

Picture Itself, Since The Eye Isn't So Delicate To Changes In Shade Of A Little Separation. Propelled Video Coding (AVC) Upgrades Pressure Past The Currenth.264 Standard. Through The Blend Of Canny Examination Innovation With Prescient Encoding, Commotion Concealment, And Long Haul Bitrate Control, Hikvision Is Taking Care Of The Demand For Higher Determination At Diminished Bandwidths.An H264 Record Is A Video Document Encoded With H.264 Pressure, Which Is A Mainstream Arrange For Top Notch Video. It Is Frequently Utilized As The Video Design For AVCHD Camcorders, HDTV, Blu-Beam, And HD DVD. H264 For The Most Part Alludes To A Video Document That Is Really A .MP4 Record.

Singular Value Decomposition (SVD)

The Particular Esteem Decay Of A Grid An Is The Factorization Of An Into The Result Of Three Lattices A = = UDV^TWhere The Sections Of U And V Are Ortho Normal And The Framework D Is Slanting With Positive Genuine Passages. The SVD Is Valuable In Numerous Assignments. In Numerous Applications, The Information Framework An Is Near A Lattice Of Low Rank And It Is Valuable To Locate A Low Rank Network Which Is A Decent Estimate To The Information Grid .

Particular Esteem Disintegration Is Characterized For All Frameworks (Rectangular Or Square) Dissimilar To The Ghastly Decay In Linear Algebra. The Per User Acquainted With Eigen Vectors And Eigenvalues Will Likewise Understand That We Require Conditions On The Network To Guarantee Orthogonality Of Eigen Vectors. Interestingly, The Sections Of V In The Solitary Esteem Decay, Called The Correct Particular Vectors Of A, Dependably Frame An Orthogonal Set Without Any Suppositions On A. The Sections Of U Are Known As The Left Solitary Vectors And They Additionally Shape An Orthogonal Set. A Basic Result Of The Orthogonality Is That For A Square And Invertible Lattice A, The Reverse Of An Is V $D^{-1}U^T$

GIF Was Planned By Compuserve In The Beginning Of PC 8-Bit Video, Before JPG, For Video Show At Dial Up Current Velocities. This Is Generally The Best Quality Yield From An Advanced Camera. Computerized Cameras Regularly Offer Around Three JPG Quality Settings In Addition To TIFF. JPG Dependably Implies In Any Event Some Loss Of Value, TIFF Implies Better Quality.

For The Pressure Of Shading Pictures, The Shading Segments Are first Decorrelated By A Shading Change, And Every One Of The Changed Segments Is Freely Compacted By The Above Referenced Strategies. For Instance, The RGB To Ycbcr Change Might Be The Most As Often As Possible Utilized One For The Lossy Pressure Of Shading Picture And Video. In Any Case, On Account Of Lossless Pressure, Most Shading Changes Can't Be Utilized Because Of Their Uninvertibility With Number Math. Henceforth An Invertible Rendition Of Shading Change, The Reversible Shading Transform(RCT) Was Defined And Used In JPEG2000. There Have Also Been Much Research For finding Better Rcts, Among Which We Embrace A Change Proposed In Light Of The Fact That It Approximates The Regular Ycbcr Change Exceptionally Well.

III. METHODOLOGY

Contourlet Wavelet Transform

The Methodology Of Contourlet Wavelet Transform Is As Follows

Input Image

This Peruses The Picture From The Record Indicated By Document Name, Surmising The Organization Of The Record From Its Substance. In The Event That Filename Is A Multi-Picture Document, At That Point Imread Peruses The Principal Picture In The Record.

Rgb To Grayscale Conversion

In Photography, Computing,And Colorimetry,A Grayscale Or Greyscale Picture Is One In Which The Estimation Of Every Pixel Is A Solitary Example Speaking To Just A Measure Of Light, That Is, It Conveys Just Force Data. Pictures Of This Sort, Otherwise Called Dark And-Whiteor Monochrome, Are Made Solely Out Of Shades Of Dim, Shifting From Dark At The Weakest Power To White At The Most Grounded.

Grayscale Pictures Are Unmistakable From One-Piece Bi-Tonal Highly Contrasting Pictures, Which With Regards To PC Imaging Are Pictures With Just Two Hues, High Contrast (Alsocalled Bilevel Or Parallel Pictures). Grayscale Pictures Have Numerous Shades Of Dark In The Middle.

Grayscale Pictures Can Be The Aftereffect Of Estimating The Force Of Light At Every Pixel As Indicated By A Specific Weighted Mix Of Frequencies (Or Wavelengths), And In Such Cases They Are Monochromatic Legitimate When Just A Solitary Recurrence (By And By, A Thin Band Of Frequencies) Is Caught. The Frequencies Can On A Fundamental Level Be From Anyplace In The Electromagnetic Range (E.G. Infrared, Obvious Light, Bright, And So Forth.).

Fast Fourier Transform (FFT)

A Fast Fourier Transform (FFT) Is A Calculation That Examples A Flag Over Some Stretch Of Time (Or Space) And Partitions It Into Its Recurrence Components.These Segments Are Single Sinusoidal Motions At Unmistakable Frequencies Each With Their Own Particular Sufficiency And Stage. Over The Day And Age Estimated, The Flag Contains 3 Unmistakable Overwhelming Frequencies.

A FFT Calculation Figures The Discrete Fourier Change (DFT) Of A Succession, Or Its Reverse (IFFT). Fourier Investigation Changes Over A Flag From Its Unique Area To A Portrayal In The Recurrence Space And The Other Way Around. A FFT Quickly Processes Such Changes By Factorizing The DFT Network Into A Result Of Sparsefactors. Accordingly, It Figures Out How To Reducethe Intricacy Of Registering The Dftfrom ,Which Emerges In The Event That One Just Applies Meaning Of DFT, To , Where Is The Information Measure.

Frequency Scaling In Image Processing

In Computergraphics And Digitalimaging, Picture Scaling Alludes To The Resizing Of An Advanced Picture. In Video Innovation, The Amplification Of Computerized Material Is Known As Upscaling Or Determination Improvement.

When Scaling A Vector Realistic Picture, The Realistic Natives That Make Up The Picture Can Be Scaled Utilizing Geometric Changes, With No Loss Of Picture Quality. When Scaling A Raster Illustrations Picture, Another Picture With A Higher Or Lower Number Of Pixels Must Be Created. On Account Of Diminishing The Pixel Number (Downsizing) This For The Most Part Brings About An Obvious Quality Misfortune. From The Stance Of Computerized Flag Handling, The Scaling Of Raster Illustrations Is A Two-Dimensional Case Of Test Rate Change, The Transformation Of A Discrete Flag From An Inspecting Rate (For This Situation The Neighborhood Examining Rate) To Another.

Contourlet Transform

Contourlet Change Is A Multiresolution Directional Tight Casing Intended To Effectively Rough Pictures Made Of Smooth Locales Isolated By Smooth Limits. The Contourlet Change Has A Quick Execution In Light Of A Laplacian Pyramid Decomposition Took After By Directional Filterbanks Connected On Each Bandpasssubband.

Combining The Laplacian Pyramid And The Directional Filterbank, We Are Now Ready To Describe Their Combination Into Adouble Filter Bank Structure That Was Motivated In Section IIIA.Since The Directional Filter Bank (DFB) Was Designed Tocapture The High Frequency (Representing Directionality) Of Theinput Image, The Low Frequency Content Is Poorly Handled.

Hence The DFB Alone Does Not Provide A Sparse Representationfor Images. This Fact Provides Another Reason To Combine The DFB With A Multiscale Decomposition, Where Low Frequenciesof The Input Image Are Removed Before Applying The DFB.

The Laplacian Pyramid (LP) Decay Just Create One Bandpass Picture In A Multidimensional Flag Handling, That Can Maintain A Strategic Distance From Recurrence Scrambling. Furthermore, Directional Channel Bank (DFB) Is Fit For High Recurrence Since It Will Release The Low Recurrence Of Signs In Its Directional Subbands. This Is The Motivation To Join DFB With LP, Which Is Multiscale Deterioration And Evacuate The Low Recurrence. Along These Lines, Picture Signals Go Through LP Subbands To Get Bandpass Flags And Go Those Signs Through DFB To Catch The Directional Data Of Picture. This Twofold Channel Bank Structure Of Blend Of LP And DFB Is Additionally Called As Pyramid Directional Channel Bank (PDFB), And This Change Is Rough The First Picture By Utilizing Fundamental Shape, So It Is Likewise Called Discrete Contourlet Change.

Low Pass Filter(LPF)

A Low-Pass Filter (LPF) Is A Channel That Passes Signals With A Recurrence Lower Than A Specific Cutoff Recurrence And Attenuatessignals With Frequencies Higher Than The Cutoff Recurrence. The Correct Recurrence Reaction Of The Channel Relies Upon The Channel Plan. The Channel Is Some Of The Time Called A High-Cut Channel, Or Treble-Cut Channel In Sound Applications. A Low-Pass Channel Is The Supplement Of A High-Pass Channel.

Low-Pass Filter Exist In A Wide Range Of Structures, Including Electronic Circuits, For Example, A Murmur Channel Utilized As A Part Of Sound, Against Associating Channels For Molding Signals Before Simple To-Advanced Change, Computerized Channels For Smoothing Sets Of Information, Acoustic Obstructions, Obscuring Of Pictures, Et Cetera. The Moving Normal Task Utilized As A Part Of Fields, For Example, Fund Is A Specific Sort Of Low-Pass Channel, And Can Be Examined With A Similar Flag Preparing Systems As Are Utilized For Other Low-Pass Channels. Low-Pass Channels Give A Smoother Type Of A Flag, Expelling The Fleeting Vacillations, And Leaving The More Drawn Out Term Incline.

Channel Originators Will Frequently Utilize The Low-Pass Shape As A Model Channel. That Is, A Channel With Solidarity Data Transfer Capacity And Impedance. The Coveted Channel Is Gotten From The Model By Scaling For The Coveted Data Transfer Capacity And Impedance And Changing Into The Coveted Bandform (That Is Low-Pass, High-Pass, Band-Pass Or Band-Stop).

High Pass Filter(HPF)

A High-Pass Filter (HPF) Is An Electronic Channel That Passes Signals With A Recurrence Higher Than A Specific Cutoff Recurrence And Constricts Signals With Frequencies Lower Than The Cutoff Recurrence. The Measure Of Lessening For Every Recurrence Relies Upon The Channel Plan. A High-Pass Channel Is Generally Displayed As A Straight Time-Invariant Framework. It Is Now And Again Called A Low Profile Filter Or Bass-Cut Channel. High-Pass Channels Have Numerous Utilizations, For Example, Blocking DC From Hardware Touchy To Non-Zero Normal Voltages Or Radio Recurrence

Gadgets. They Can Likewise Be Utilized As A Part Of Conjunction With A Low-Pass Channel To Create A Bandpass Filter..

Haar Wavelet Transform

In Science, The Haar Wavelet Is An Arrangement Of Rescaled Square-Molded Capacities Which Together Frame A Wavelet Family Or Premise. Wavelet Examination Is Like Fourier Investigation In That It Permits An Objective Capacity Over An Interim To Be Spoken To As Far As An Orthonormal Premise. The Haar Succession Is Presently Perceived As The Principal Referred To Wavelet Premise And Widely Utilized As An Instructing Illustration.

The Haar Grouping Was Proposed In 1909 By Alfrédhaar. Haar Utilized These Capacities To Give A Case Of An Orthonormal Framework For The Space Of Square-Integrable Capacities On The Unit Interim [0, 1]. The Investigation Of Wavelets, And Even The Expression "Wavelet", Did Not Come Until Some Other Time. As A Unique Instance Of The Daubechies Wavelet, The Haar Wavelet Is Otherwise Called Db1.
The Haar Wavelet Is Additionally The Easiest Conceivable Wavelet. The Specialized Weakness Of The Haar Wavelet Is That It Isn't Ceaseless, And Consequently Not Differentiable. This Property Can, Be That As It May, Be Leeway For The Investigation Of Signs With Sudden Advances, For Example, Checking Of Hardware Disappointment In Machines.

Data Compression Ratio

Information Pressure Proportion, Otherwise Called Pressure Control, Is A Software Engineering Term Used To Evaluate The Lessening In Information Portrayal Estimate Delivered By An Information Pressure Calculation. The Information Pressure Proportion Is Closely Resembling The Physical Pressure Proportion Used To Quantify Physical Pressure Of Substances.Data Pressure Proportion Is Characterized As The Proportion Between The Uncompressed Measure And Compacted Estimate Compression Ratio=Uncompressed Measure/Packed Size. Note That This Definition Applies Similarly For Pressure, Where The Uncompressed Measure Is That Of The First; And For Decompression, Where The Uncompressed Estimate Is That Of The Generation.

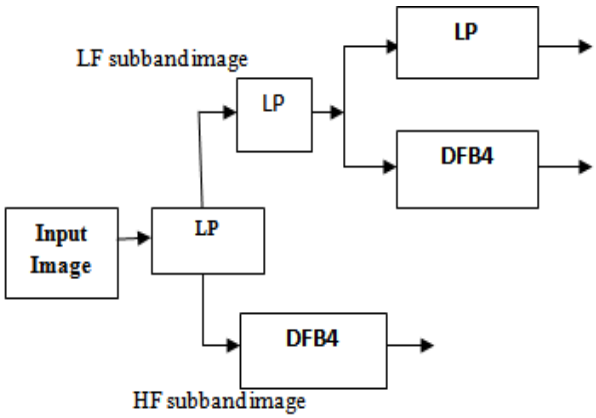

Figure1. Flow For Proposed Method

Properties Of Contourlet Transform:

1). If Perfect-Reconstruction Filters Are Used For Both The LP Decomposition And DFB, Then The Discrete Contourlet Transform Can Reconstruct The Original Image Perfectly, Which Means It Provides A Frame Operator.
2). If Orthogonal Filters Are Used For Both The LP Decomposition And DFB, Then The Discrete Contourlet Transform Provides A Tight Frame Which Bounds Equal To 1.
3). The Upper Bound For The Redundancy Ratio Of The Discrete Contourlet Transform Is 4/3.
4). If The J Pyramidal Level Of LP Applies To L_j Level DFB, The Basis Images Of The Contourlet Transform Have The Size Of Width = 2^j And Length = 2^{j+L_j-2} .
5). When FIR Is Used, The Computational Complexity Of The Discrete Contourlet Transform Is O(N) For *N*-Pixel Images.

IV. RESULTS

Figure 2. Original Image

Figure 2(A). Low Pass Filtered Image 1

Figure 3. High Pass Filtered Image

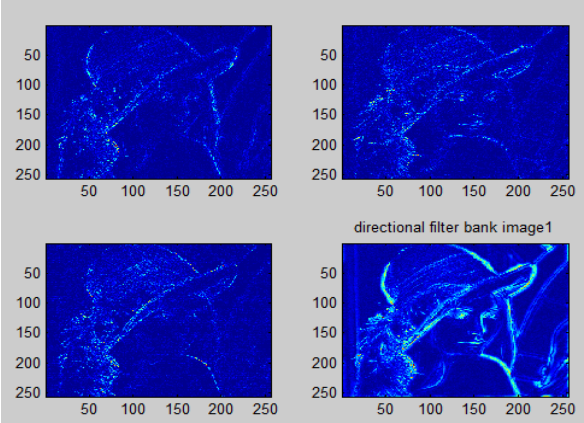

Figure 4. Directional Filter Bank

Figure 5. Low Pass Filtered Image 2

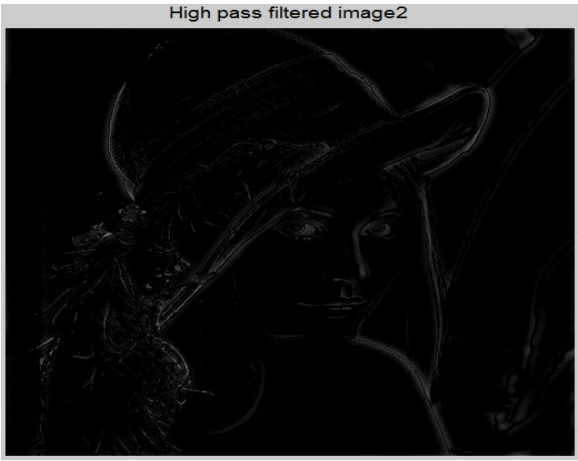

Figure 6. High Pass Filtered Image 2

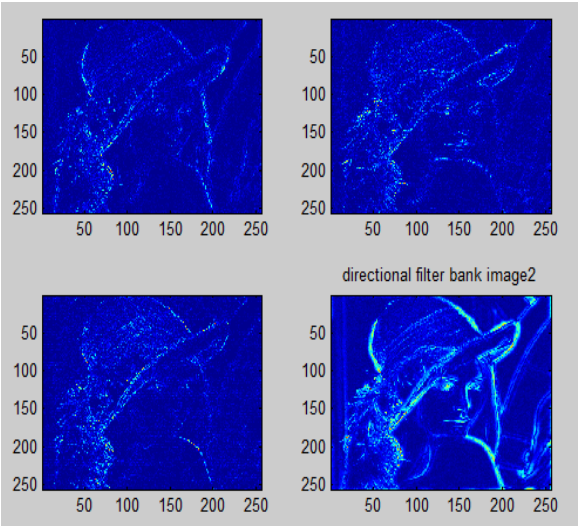

Figure 7. Directional Filtered Image 2

Figure 8. Low Pass Filtered Image 3

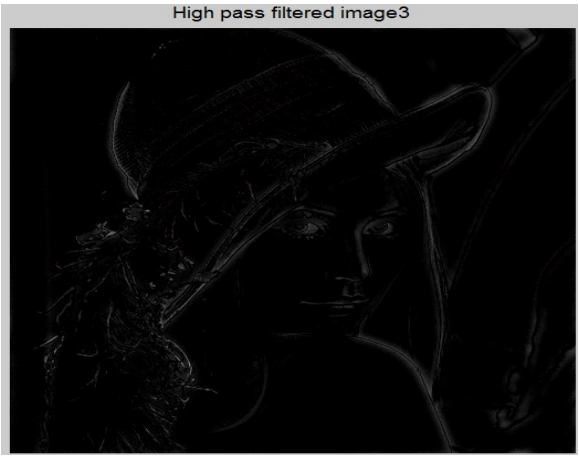

Figure 9. High Pass Filtered Image 3



Figure 10. Directional Filter Bank Image 3

Table 1. Comparision Of Compression Ratios

Image	SVD	H.264	Contourlet
Cameraman	8.3252	0.9862	29.2180
Lena	8.4312	0.9959	33.9389
Peppers	8.3967	0.9768	11.3148
Barbara	10.2837	0.9861	22.6376

In The Above Table Some Of The Standard Images Of MATLAB Were Considered And The Results Are Compared. The Countourlet Transform Attains Higher Compression Ratio Values And Better Results When Compared To The Other Two Methods.

V. CONCLUSION

Recently ,In Performing SVD Compression For JPEG Images Thevalues Of Compression Ratio And Their Variation Withcorresponding Singular Values (SVD Coefficients) Areobserved And Their Relation Is Concluded To Be A Decreasingexponential Function. More Compression Ratio Can Beachieved For Smaller Ranks. The Contourlet Transform Proves To Be Better When Compared To SVD And H264 Compression Ratios. This Method Gives Better Performance And Achieves Valid And Accuarate Results When Compared To The Other State Of Art Methods.

VI. REFERENCES

[1]. SamruddhiKahu, ReenaRahate, "Image Compression using singularValue Decomposition", International Journal of Advancements inResearch and Technology, Volume 2, Issue 8, August-2013.

[2]. Lijie Cao, "Singular Value Decomposition Applied To Digital ImageProcessing", Division of Computing Studies, Arizona State universityPolytechnic Campus, Arizona.

[3]. Abhishek Thakur, Rajesh Kumar, Amandeep Bath, Jitender Sharma,"Design of image compression algorithm using MATLAB", IJEEE,Vol. 1, Issue 1, p-ISSN: 1694-2426.

[4]. Mrak M., Grgic S. and Grgic M., PictureQuality Measures in imagecompression systems, IEEE EUROCON, Ljubljana, Eslovenia,September 2003.

[5]. Dan Kalman "A Singularly Valuable Decomposition: the SVD of amatrix", The American University, Washington D.C, February 13,2002.

[6]. M. Grossber, I. Gladkova, S. Gottipat , M. Rabinowitz, P. Alabi, T.George1, and A.Pacheco, "A Comparative Study of LosslessCompression Algorithms on Multi-Spectral Imager Data", DataCompression Conference, IEEE, pp:447, 2009.

[7]. Stefany Franco, Dr. Tanvir Prince, Ildefonso Salva, and CharlieWindolf, "Mathematics of Image Compression", Journal of StudentResearch 2014, Vol. 3, Issue 1, pp: 46-62.

[8]. Rehna V.J., Jeyakumar M.K., "Singular Value decomposition basedimage coding for achieving additional compression to JPEG images",International Journal of image processing and vision sciences (IJIPVS)Volume-1 Issue-1, 2012.

[9]. Prasantha H S, Shashidhara H L, Balasubramanya Murthy K N, "ImageCompression using SVD", International Conf. on ComputationalIntellignece and Multimedia Applications, 2007.