

An Assessment of a Document in Image Processing

Dr. Shaik Abdul Muzeer¹, Bhaludra R Nadh Singh²

¹Professor & Principal, Department of Electronics & Communication Engineering, Sri Chaitanya Technical Campus, Hyderabad, India

²Professor of CSE, Department of Computer Science and Engineering, Bhoj Reddy Engineering College for Women, Hyderabad, India

ABSTRACT

The field of a digital-image processing has experienced dramatic growth and increasingly widespread applicability in recent years. Fortunately, advances in computer technology have kept pace with the rapid growth in volume of image data in these and other applications. Digital-image processing has become economical in many fields of research and in industrial and military applications. While each application has requirements unique from the others, all are concerned with faster, cheaper, more accurate, and more extensive computation.

Analysis of document images for information extraction has become very prominent in recent past. Wide variety of information, which has been conventionally stored on paper, is now being converted into electronic form for better storage and intelligent processing. This needs processing of documents using image analysis, processing methods. This article provides an overview of various methods used for digital image processing using three main components: Pre-processing, Feature extraction and the Classification. Pre-processing includes Image acquisition, Binarization, identification, Layout analysis, feature extraction and classification. Classification is an important step in Office Automation, Digital Libraries, and other document image analysis applications. This article examines the various methods used for document image processing in order to achieve a processed document having high quality, accuracy and fast retrieval.

Keywords: Document, Analysis, Processing, Classification

Article Info

Volume 9, Issue 6

Page Number : 770-776

Publication Issue

November-December-2022

Article History

Accepted : 20 Nov 2022

Published : 07 Dec 2022

I. INTRODUCTION

Traditionally, our main form of transmission & storage for information has been by paper documents. These documents include many common types:

business letters, forms, engineering drawing & maps, text books, technical manual, music notations & other symbolic data. Though paper was the exclusive medium in past, many documents now originate on the computers & often reside exclusively in electronic

form. In spite of this it is unclear whether the computer has decreased/increased the amount of paper document produced, as these are printed out for reading, dissemination, markup predictions of paperless offices made so frequently during the early 1980 has given way to the realization that the objective is not elimination of paper but the ability to deal with the flow of electronic & paper document in effective & integrated way. Document processing in any organization whether having its operations manual or computerized, forms an essential activity in its functioning's. Within document processing, the key activity prior to all other activities is the recognition of documents and hence their categorization [1] [7] [10]. Several good solutions exist for document processing and analysis, this paper tries to give general idea for document processing and the various steps/methods used for that. This will give an overview for processing, analysis and classification of document images.

II. DOCUMENT IMAGE ANALYSIS

The objective of Document Image analysis is to recognize the text & graphics components in image of documents & to extract intended information from them. Two categories of document image analysis can be defined.

2.1. TEXT PROCESSING

Deals with the textual components of a document image & its task are;

Determining the skew (any tilt at which the document may have been scanned in the computer). Finding columns, paragraphs, textual lines, words, recognizing the text (Possibly its attributes such as size, font etc) by OCR.

2.2. Graphical PROCESSING

Deals with the non-textual elements (tables, lines, images, symbols, delimiters, company logo etc) Pictures are also included in this category; they are

different from graphics in that they are often photographically or artistically generated.

III. DOCUMENT PROCESSING

Processing of document to extract their content in an automated fashion is essential task in all types of organizations for varied applications. Any document under processing is subjected to the following steps as depicted in figure 1.

- The Pre-Processing Stage that enhances the quality of the input image & locate the data of interest.
- The feature extraction stage that captures the distinctive characteristics of the document under processing.
- The classification stage that identifies the document; groups the according to certain classes & helps in their efficient recognition

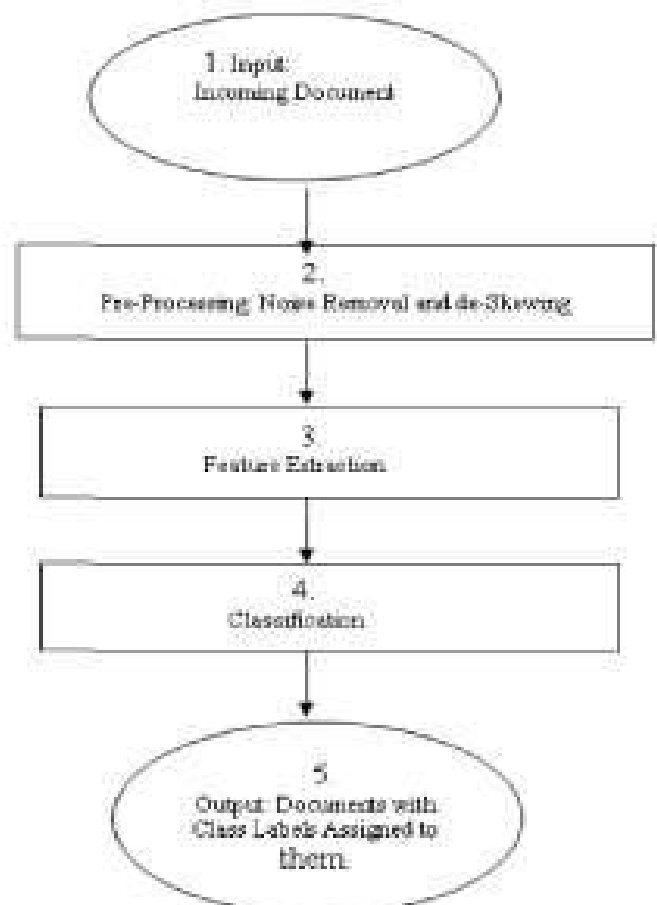


Figure1

3.1. Pre-Processing

(Also known as Pixel-level processing or low-level processing) is done on the captured image to prepare it for further analysis. Such processing includes: Thresholding to reduce a grayscale or color image to a binary image, reduction of noise to reduce extraneous data, segmentation to separate various components in the image, and, finally, thinning or boundary detection to enable easier subsequent detection of pertinent features and objects of interest.

3.2. Image Acquisition

Acquire/obtain the image of document in color, gray level or binary format.

3.3. Binarization

Converts the acquired image to binary format, the objective of binarization is to automatically choose a threshold that separates the foreground and background information. Selection of a good threshold is often a trial and error process (see figure 2). A grey level of 128 is set as threshold. This becomes particularly difficult in cases where the contrast between text pixels and background is low (for example, text printed on a gray background).

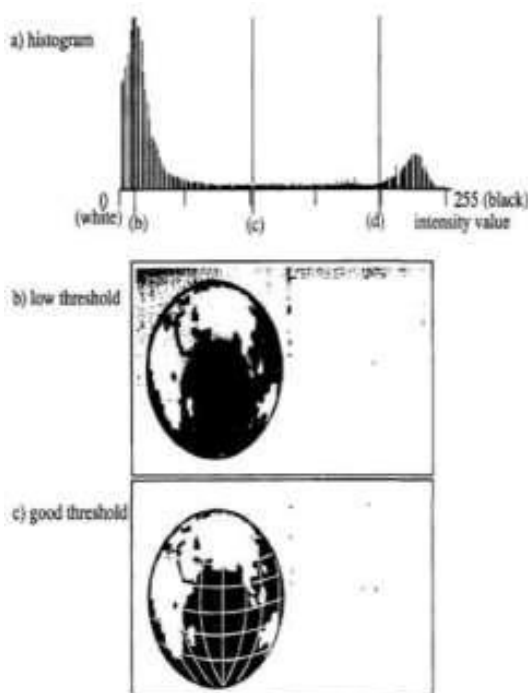


Figure2. Image binarization (a) Histogram of original grayscale image. Horizontal axis shows markings for threshold values of images below. The lower peak is for the white background pixels, and the upper peak is for the black foreground pixels. Image binarized with: (b) too low a threshold value, (c) a good threshold value

3.4. Noise Reduction



Figure2(d). Too high a threshold value

The data extraction procedure often requires binarizing the images, which discard most of the noise & replace the pixel in the image, character & the pixel in the background with binary 0 & 1 respectively. After binarization, document images are usually filtered to reduce noise. For documents, more specific filters can be designed to take advantage of the known characteristics of the text and graph components. A document to be scanned can itself be contaminated with dust or spots etc which constitute noise. Scanning itself can introduce some amount of noise. Noise is also due to the degeneration, ageing, photocopying or during data capture. In order to make it suitable for further processing, a scanned document image is to be freed from any existing noise. This can be achieved by a method known as image enhancement-this means improvement of the image being viewed by the machine or human. It includes contrast adjustment, noise suppression & many others. Smoothing operations in document images are used for blurring and for noise reduction. Blurring is used in preprocessing steps such as removal of small details from an image. In binary (black and white) document images, smoothing

operations are used to reduce the noise or to straighten the edges of the characters, for example, to fill the small gaps or to remove the small bumps in the edges (contours) of the characters. Smoothing and noise removal can be done by filtering. Filtering is a neighborhood operation, in which the value of any given pixel in the output image is determined by applying some algorithm to the values of the pixels in the neighborhood of the corresponding input pixel. Various methods are applied to reduce noise. The most important reason to reduce noise is to obtain easy way of recognition of documents.

3.5. Skew Detection and Correction (De-Skewing)

Deviation of the baseline of the text from horizontal direction is called skew. This is result of improper paper feeding into the scanner. During the document scanning process, the whole document or a portion of it can be fed through the loose-leaf page scanner. Some pages may not be fed straight into the scanner, however, causing skewing of the bitmapped images of these pages. So, document skew often occurs during document scanning or copying. This effect visually appears as a slope of the text lines with respect to the x-axis, and it mainly concerns the orientation of the text lines; some examples of document skew are as follows in Figure 3;




Figure 3(a). A skewed handwritten word


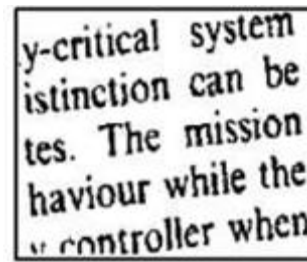
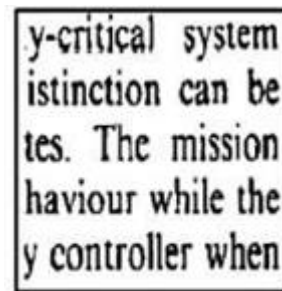


Figure3(b). skew corrected handwritten word in (a)



(c)

Figure3(c). Skewed typewritten text



(d)

Figure3(d). Skew corrected image in (c)

Therefore skew detection is one of the primary tasks to be solved in document image analysis system, & it is necessary for analyzing a document before further processing. The document, if not placed properly on the scan surface, can introduce skew in the resultant document image. Therefore, the document image may also need de-skewing.

After skew detection, the image is usually rotated to zero skew angles, and then layout analysis is performed. Structural layout analysis (also called physical and geometric layout analysis in the literature) is performed to obtain a physical segmentation of groups of document components. Depending on the document format, segmentation can be performed to isolate words, text lines, and structural blocks (groups of text lines such as separated paragraphs or table of contents entries). Functional layout analysis (also called syntactic and logical layout analysis in the literature) uses domain-dependent information consisting of layout rules of a particular page to perform labeling of the structural blocks giving some indication of the function of the block. (This functional labeling may also entail splitting or merging of structural blocks.) An example

of the result of functional labeling for the first page of a technical article would indicate the title, author block, abstract, keywords, paragraphs of the text body, etc. Figure 4 a, b, c shows an example for the results of structural analysis and functional labeling on a document image [4].

Figure 4 shows the original document page is shown with results from structural and functional layout analysis. The structural layout results show blocks that are segmented on the basis of spacing in the original. The labeling in the functional layout results is made with the knowledge of the formatting rules of the particular journal.

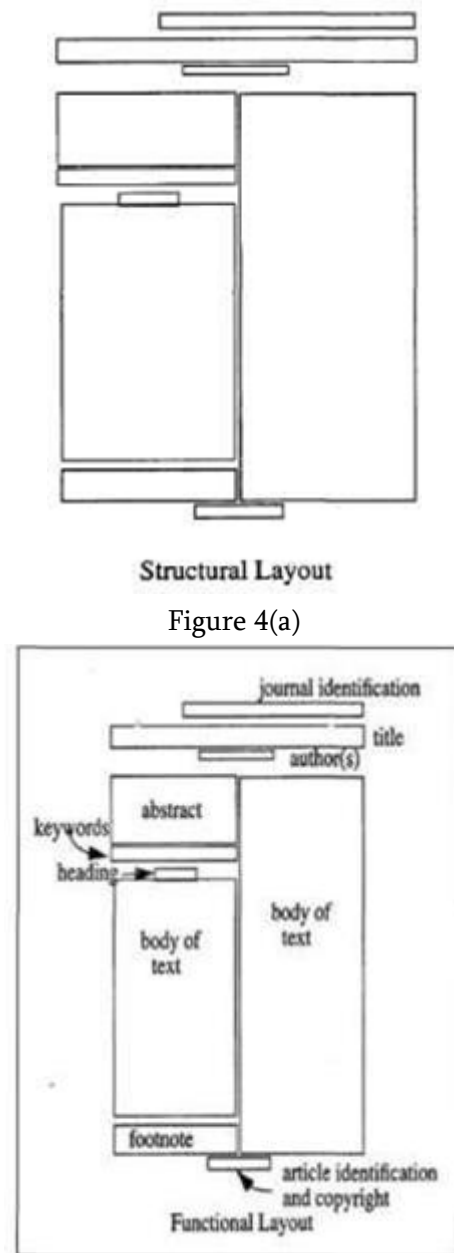


Original Document Page

3.6. Feature Extraction

Feature extraction involves the extracting the meaningful information from the document image. So that it reduces the storage required. The features that are extracted from whole image are known as the global features & the features that are extracted from blocks identified during segmentation or from subdivision (sub sectioning) of the document are known as local features. They can be divided into several categories: textural, geometric, component, structural and content based [15]. The extractions of

global and local features provide input to classification algorithm/techniques. One of the most important advantages of feature extraction is that; it significantly reduces the information (compared to original image) to represent an image for understanding the context of that image. Simple feature extraction methods, like calculating the difference between the minimum and maximum coordinates of the document image and the shape of the document obtained by comparison of breadth and length of the document image are of prime importance to acquire information regarding the document under process.



Structural Layout

Figure 4(a)

Figure 4(b)

3.7. Classification

Image classification is a complex process and may be affected by many factors. The classification of document being processed is required for their efficient recognition as it reduces number of searches, easy recognition of document and also reduces the chance of error at different stages during processing. A classifier associates the document with class; labeling an observed document image according to the class, region in to which it falls. The classification stage identifies each input document image by considering the detected features like spatial arrangements with respect to one another, layout of document, size of the document, color of the paper, texture. The categorization (Indexing) of images greatly enhance the performance of document by filtering out the relevant document and the class to which it belongs. Classification of main document is done first followed by the sub-sections. A class prototype is stored in knowledge base .the incoming document is assigned to one of the classes, depending on the value of measure of nearness with the class prototype. This value is obtained by comparison of document under study and the class prototype. The document is assigned to the class with which highest value of the measurement is obtained.

IV. DOCUMENT CLASSIFICATION USE

Document classification is an important task in document Processing.

- Document classification allows the automatic distribution or archiving of documents. For example, after classification of business letters according to sender and message type (such as order, offer, or inquiry), the letters are sent to the appropriate departments for processing.
- Document classification improves indexing efficiency in Digital Library construction. For example, classification of documents into table of contents page or title page can narrow the set of

pages from which to extract specific meta-data, such as the title or table of contents of a book .

- Document classification plays an important role in document image retrieval. For example, consider a document image database containing a large heterogeneous Collection of document images. Users have many retrieval demands, such as retrieval of papers from one specific journal, or retrieval of document pages containing tables or graphics. Classification of documents based on visual similarity helps narrow the search and improves retrieval efficiency and accuracy.
- Document classification facilitates higher-level document analysis. Due to the complexity of document understanding, most high-level document analysis systems rely on domain-dependent knowledge to obtain high accuracy. Many available information extraction systems are specially designed for a specific type of document, such as forms processing or postal address processing, to achieve high speed and performance. To process a broad range of documents, it is necessary to classify the documents first, so that a suitable document analysis system for each Specific document type can be adopted.

V. CONCLUSION

The processing of documents for the purpose of discovering knowledge from them in an automated fashion is a challenging task and hence an open issue for the research community. In this article we provide brief summary of basic building blocks that comprise of document image processing system which modifies pictures to improve them (enhancement, restoration), extract information (analysis, recognition), and change their structure (composition, image editing). Today information technology has proved that there is a need to store, query, search and retrieve large amount of electronic information efficiently and accurately. So document image processing is very

challenging field of research with the continuous growth of interest and increasing security requirements for the development of the modern society. Sequences of data preprocessing operations are normally applied to the images of the documents in order to put them in a suitable format ready for information extraction.

VI. REFERENCES

- [1]. Casey, R. G., Wong, K.Y.,(July 1990) "Document Analysis Systems and Techniques, Image Analysis Applications", Image Analysis Applications, pp.1-35.
- [2]. Castleman, K. R., Digital Image Processing. Englewood Cliffs, NJ: Prentice-Hall, Inc., 1979
- [3]. C.C.Chang and D.C. Lin.s, (1996) "A Spatial Data Representation: an Adaptive 2D-H string", Pattern Recognition Letters 17(1996) 175-185, Elsevier.
- [4]. Claude Faure, Nicorevincent, "Document Image Analysis for Active Reading", International Workshop on Semantically Aware Document Processing and Indexing, ISBN 978-1-59593-668-4, pp 7-14, 2007.
- [5]. Dr. Mehraj-Ud-Din Dar "Document image classification: A Cognition Based Approach", J&K Science Congress University of Kashmir, 25-27 July, 2006.
- [6]. Gonzalez, Rafael C. and Woods Richards E., (1999), "Digital Image Processing", Addison Wesley.
- [7]. Guru, D.S., (2001) "Classification of documents: An overview, the challenges and future avenues", NCDAR, Proceedings of the Pre-conference Workshop on Document Processing, 12th July, Mandya, India.pp28-34.
- [8]. H. Arai and K. Odaka. Form reading based on background region analysis. In Proceedings of the 4th International Conference on Document Analysis and Recognition. Ulm, Germany, 1997, pp. 164-169.
- [9]. K.Y.Wong, F.M Wahl, "Document Image Analysis System" IBM journal of research and development, pp 647-656, 1982.
- [10]. Nawei Chen Dorothea Blostein, A survey of document image classification: problem statement, classifier architecture and performance evaluation, IJDAR (2007).
- [11]. Gorman, L., Kasturi, R., (July 1992), "Document Image Analysis Systems", Computer, 25, pp.5-8.
- [12]. RANGACHAR KASTURI1, LAWRENCE, and O'GORMAN2, Document image analysis: A primer, S-adhan-a Vol. 27, Part 1, February 2002, pp. 3-22.
- [13]. Samet, H, (1990), "Applications of Spatial Data Structure", Addison-Wesley, Reading,
- [14]. Sonka Milan, Hlavac and Roger Boyle, (1999), "Image Processing Analysis and Machine Vision", Brooks/Cole Thomson Learning.
- [15]. T. Young, Gerbrands, "Fundamentals of Image Processing", Paper Back, ISBN 90-756, 9th January 2007.
- [16]. Ye-In Chang and Hsing-Yen Ann., (1999), "A Note on Adaptive 2D-H Strings", Pattern Recognition Letters 20(1990) 15-20, Elsevier.
- [17]. Y.Y.Tang and C.Y.Suen, "Document Structure: A Survey", in International Conference on Document Image Analysis and Recognition, pp 99-102, 1993.

Cite this Article

Dr. Shaik Abdul Muzeer, Bhaludra R Nadh Singh, "An Assessment of a Document in Image Processing", International Journal of Scientific Research in Science and Technology (IJSRST), Online ISSN : 2395-602X, Print ISSN : 2395-6011, Volume 9 Issue 6, pp. 770-776, November-December 2022.

Journal URL : <https://ijsrst.com/IJSRST52411160>